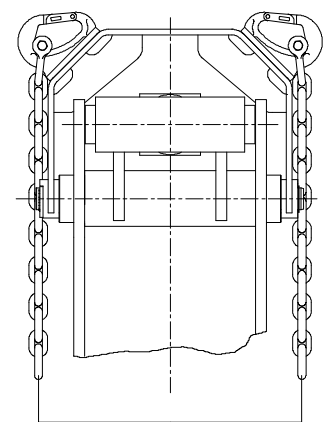
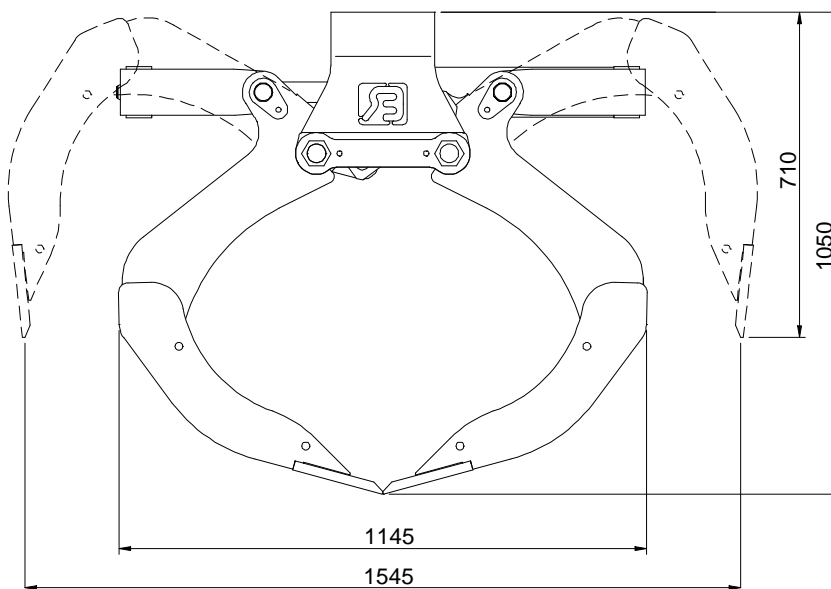




**TECHNISCHE GEGEVENS:**

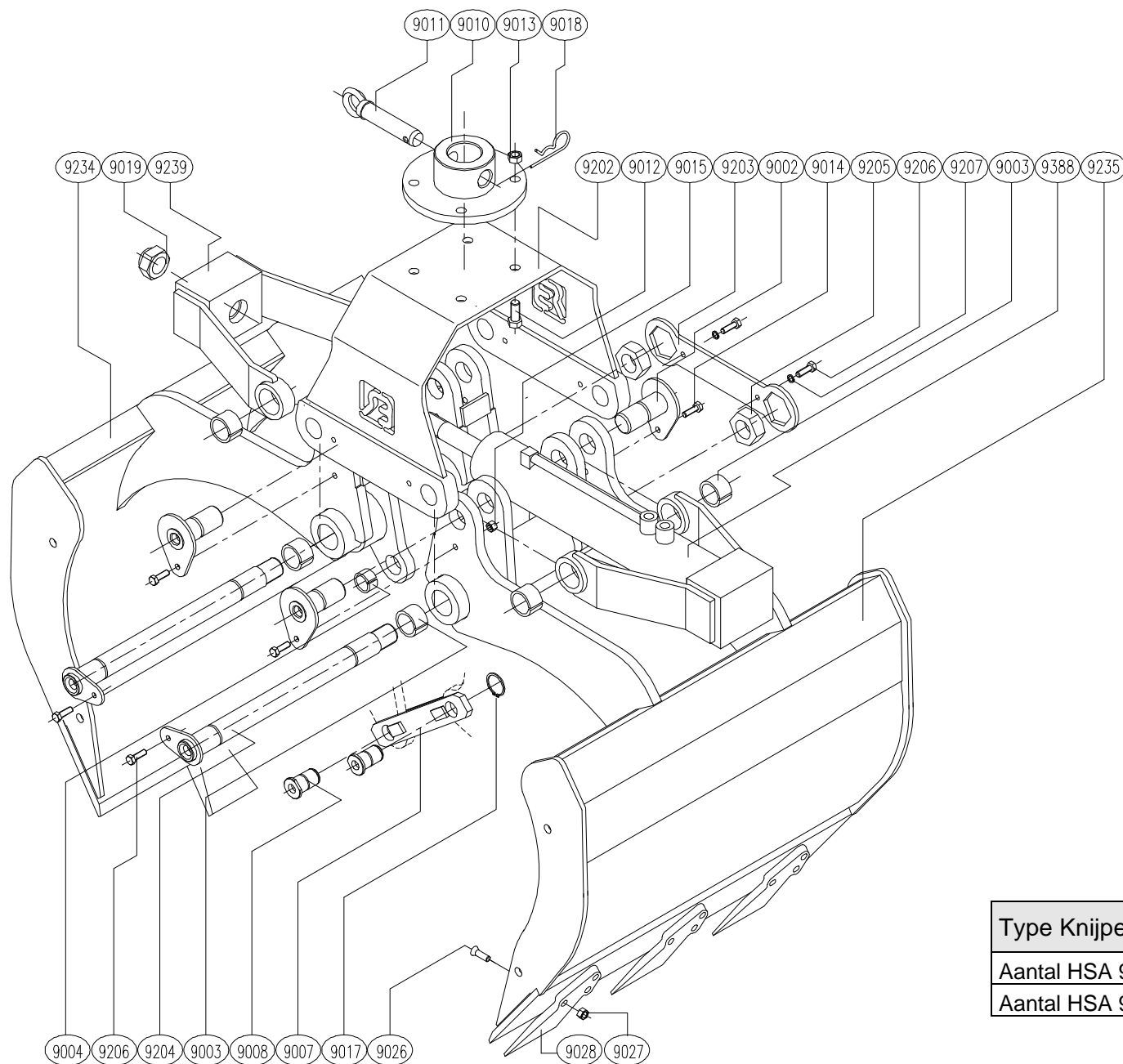
Type knijperbak	:	<b>HSA</b>		
Breedte	:	<input type="checkbox"/> 60 cm	<input type="checkbox"/> 80 cm	<input type="checkbox"/> 100 cm
		<input type="checkbox"/> 70 cm	<input type="checkbox"/> 90 cm	<input type="checkbox"/> 120 cm
Volume	:	<input type="checkbox"/> 250 Ltr	<input type="checkbox"/> 400 Ltr	<input type="checkbox"/> 500 Ltr
		<input type="checkbox"/> 300 Ltr	<input type="checkbox"/> 450 Ltr	<input type="checkbox"/> 600 Ltr
Gewicht	:	<input type="checkbox"/> 280 kg	<input type="checkbox"/> 320 kg	<input type="checkbox"/> 350 kg
		<input type="checkbox"/> 295 kg	<input type="checkbox"/> 335 kg	<input type="checkbox"/> 380 kg
Maximale werkdruk	:	<b>220 Bar</b>		
Knijpkracht	:	<b>20 kN.</b>		
Maximale hijslast	:	<b>4 Ton</b>		



4. T



ONDERDELENLIJST



ARTIKEL	AANTAL	OMSCHRIJVING
HSA-9002	4	TRIANGELPEN
HSA-9003	8	INSPANBUS
HSA-9004	4	INSPANBUS
HSA-9007	2	MEENEMER
HSA-9008	4	MEENEMERPEN
HSA-9010	1	ADAPTERPLAAT
HSA-9011	1	ADAPTERPEN
HSA-9012	4	BOUT
HSA-9013	4	MOER
HSA-9014	4	BOUT
HSA-9015	4	MOER
HSA-9017	4	ASBORGRING
HSA-9018	1	BORGVEER
HSA-9019	1	MOER
HSA-9026	zie tabel	BOUT
HSA-9027	zie tabel	MOER
HSA-9028	zie tabel	TAND
HSA-9202	1	BRUGSTUK
HSA-9203	1	BORGSLUTEL
HSA-9204	2	BRUGSTUKPEN
HSA-9205	2	MOER
HSA-9206	4	BOUT
HSA-9207	2	VEERRING
HSA-9234	1	SCHAAL-A
HSA-9235	1	SCHAAL-B
HSA-9239	1	TRIANGEL
HSA-9388	1	CILINDER

Type Knijperbak	HSA 60	HSA 70	HSA 80	HSA 90	HSA 100	HSA 120
Aantal HSA 9026/9027	15	15	15	15	21	21
Aantal HSA 9028	5	5	5	5	7	7